

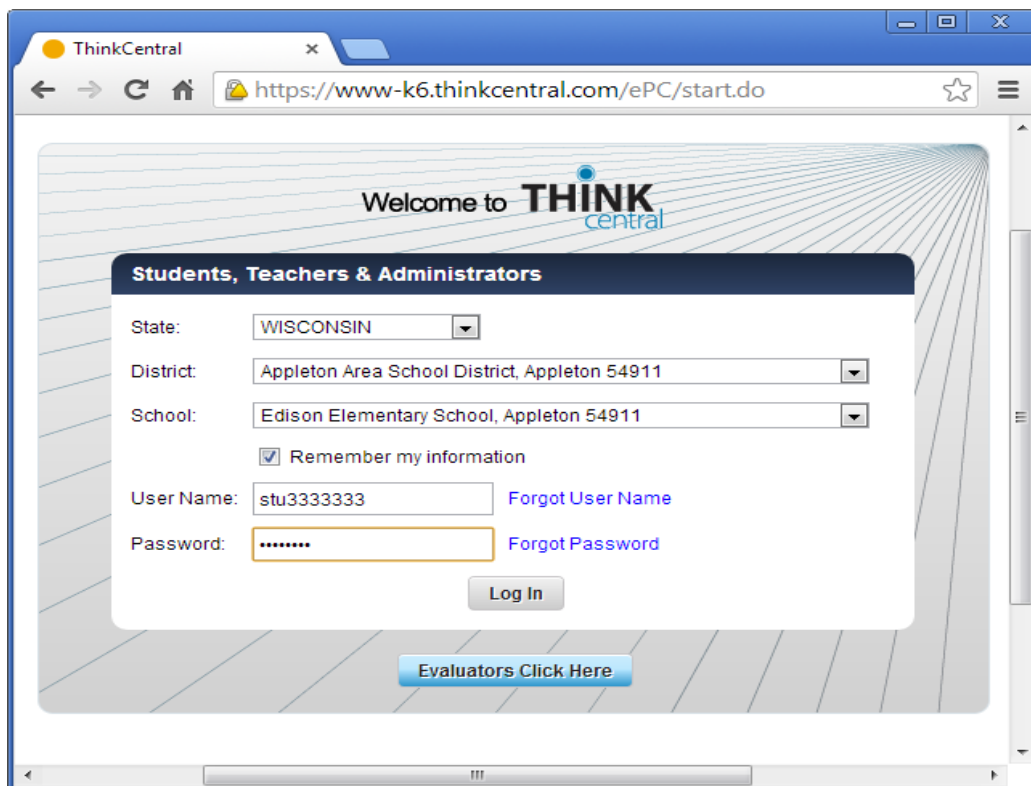
Online Access to *Math Expressions* Materials

Dear Parents,

Your child has access to online mathematics materials available at Houghton Mifflin Harcourt's ThinkCentral Web site. Here you can find digital versions of the *Math Expressions* materials used in class. In addition, ThinkCentral can provide students with assignments, assessments, enrichment and more.

Students can follow these steps to access their online materials and assignments:

1. Go to <http://www-k6.thinkcentral.com> .
2. Select *Wisconsin, Appleton Area School District*, and your school.
3. To make it easier to log in later, check *Remember my information* (optional).
4. Enter your school user name and password.
5. Click Log In.

A screenshot of a web browser window showing the ThinkCentral login page. The browser's address bar displays the URL "https://www-k6.thinkcentral.com/ePC/start.do". The page features a "Welcome to THINK central" header. Below the header is a login form titled "Students, Teachers & Administrators". The form includes dropdown menus for "State" (set to WISCONSIN), "District" (set to Appleton Area School District, Appleton 54911), and "School" (set to Edison Elementary School, Appleton 54911). There is a checked checkbox for "Remember my information". The "User Name" field contains "stu3333333" and has a "Forgot User Name" link. The "Password" field is masked with dots and has a "Forgot Password" link. A "Log In" button is positioned below the password field. At the bottom of the form area, there is a blue button labeled "Evaluators Click Here".

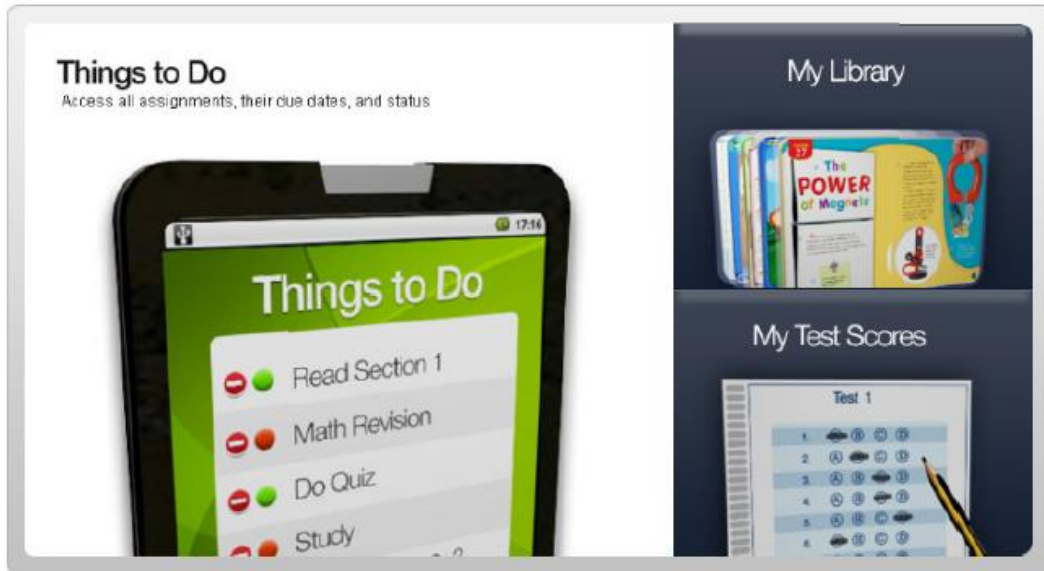
Example: ThinkCentral Log in


Once logged in, the student welcome page will appear.

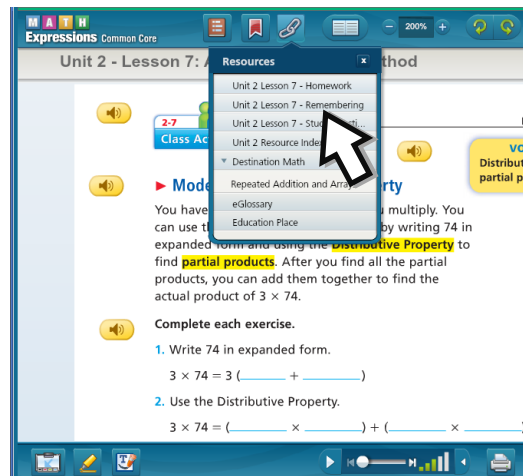
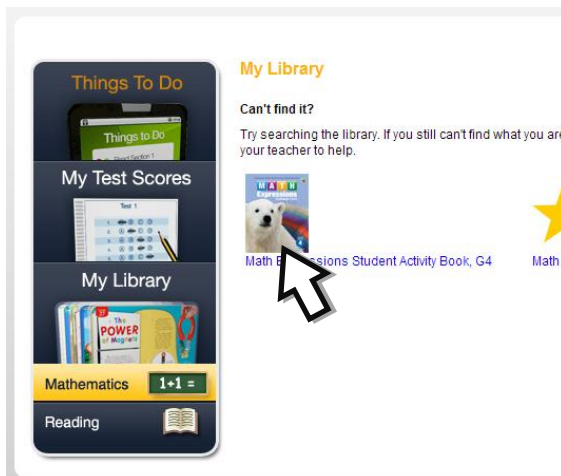
Things To Do displays a list of assignments and their due dates.


My Test Scores shows your child's progress in assessments.

My Library gives you access to the online version of the text, as well as any other materials the teacher has made available.



To access your textbook, click on **My Library** and then choose the Student Activity Book. From here, you can navigate to the current unit and lesson by clicking the *Table of Content* icon  found at the top-left.



To access the Homework and Remembering pages, click on the *Resources*  icon at the top of the screen. Here you will also find *Destination Math* – an interactive activity that can reinforce the concepts presented in the current lesson.